



hello!

I'm your new radon test kit.

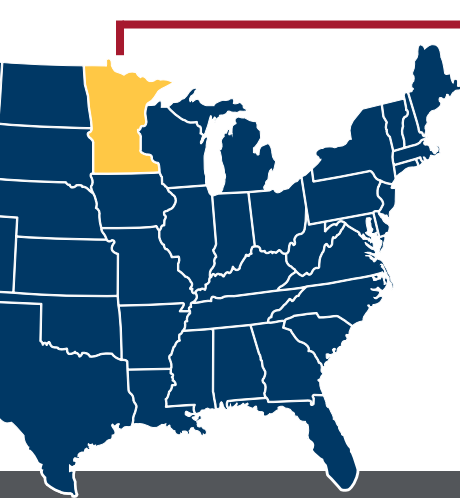
Take me out of my plastic wrapping and hang me up by my hook!



Radon:
Leading cause of lung cancer for non-smokers.



Only **1 out of 5** lung cancer patients are living 5 years after diagnosis.




Minnesota's radon levels are more than **3x** higher than the rest of the United States.



2 out of 5 Minnesota homes have high radon levels.

YOU can reduce your lung cancer risk by **TESTING** your home for radon



I'm easy to use!

Turn over to find out how.



HOW TO TEST FOR RADON

In **5** Easy Steps

- 1** Unwrap. Fill out test kit information.



- 2**



Place cardboard in mouth of test kit as shown above.

- 3**



Hang the test kit up by its hook. Keep up 3 – 7 days.

- Test the lowest level of the home you regularly use (10 plus hours a week).
- Hang it up at least 20 inches above the floor.
- Keep windows closed.
- At least 3 feet from windows/exterior doors. Do not place in kitchen or bathroom.

- 4**

Cut off hook, take out cardboard, seal kit, and write down the serial number.



- 5**

Fill out all the information and mail it in right away.

